


# Simply pull tight instead of tying your laces!



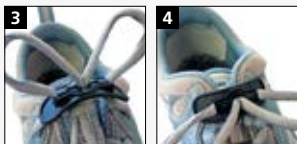
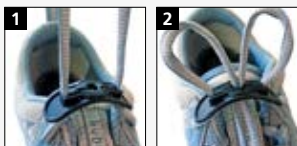
1 pair for  
USD 4.50

To make sure that the clips suit the shoes, they come in four different colours.



## Attach the shoelace clip in just a few steps ...

- + Squeeze the clip between your fingers and pull the shoelaces through the outer holes from below.
- + Push the shoelaces through the central hole from above. This should leave two loops, each about two finger-widths in size.
- + Tie the shoelaces together in a small, neat knot.
- + To tighten, pull the flaps on the clip; to unfasten, squeeze the clip and lift up.
- + The rest of the shoelaces can be removed with a pair of scissors as required.



... and you can take your shoes on and off with no great effort at all.